



## TUMOR MARKER ASSAY FOR PANCREATIC CANCER

### The Reference Method in Pancreatic Cancer Patient Management

For clinical solutions for the management of pancreatic cancers, Fujirebio Diagnostics Inc. (FDI) provides the first CA 19-9 tumor marker cleared for *in vitro* diagnostic use in the U.S. The CA 19-9 radioimmunoassay is an *in vitro* diagnostic test for the quantitative measurement of CA 19-9 tumor associated antigen, in human serum or plasma of patients diagnosed with cancers of the exocrine pancreas.

#### ■ Improved Patient Management

When used in conjunction with other clinical methods, serial CA 19-9 values can be used as an effective aid in the monitoring of patients' disease status. The CA 19-9 test monitors the status of those patients having confirmed pancreatic cancer with levels of CA 19-9 above the cutoff at the time of diagnosis.

#### ■ Detection of Cancer Recurrence

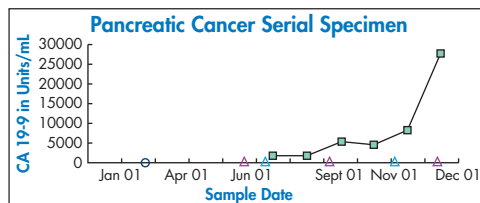
CA 19-9 aids in the assessment of the effects of treatment and the need for immediate or deferred imaging when clinical evaluation and tumor marker levels are indicative of progressive disease, stable disease or regression. (see charts)

#### ■ Proven Reliability and Quality

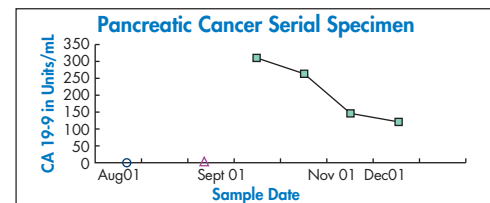

CA 19-9 is manufactured in a proven high-quality process, resulting in a consistent and dependable tumor marker assay. The FDI CA 19-9 RIA offers the quality and proven reliability that only the leader in oncology diagnostics can deliver.

#### ■ Trusted and Accepted by Physicians Worldwide

Supported by over 2000 peer-reviewed publications and clinically validated in thousands of laboratories worldwide, CA 19-9 is the most widely used and trusted tumor marker for pancreatic cancer.



In this particular example, while there was a period of apparently stable disease, the disease progressed even during subsequent therapeutic interventions.



In the example above, serum CA 19-9 levels are clearly indicative of response to therapy.



## FDI: THE TRUSTED NAME IN ONCOLOGY DIAGNOSTICS

In the field of oncology diagnostics, Fujirebio Diagnostics, Inc. (FDI) is the name people trust. Formerly Centocor Diagnostics, we pioneered the development of monoclonal antibody technology. Today, FDI is still the unparalleled leader in tumor marker assays worldwide, with innovative products that are unmatched in quality and dependability. FDI's extensive menu of diagnostic products sets the standard for excellence:

- Supported by thousands of peer-reviewed articles
- Endorsed by prestigious academic institutions and medical centers worldwide
- Proven manufacturing process and ISO 9001 certified quality system
- Distributed worldwide by leading healthcare organizations

### FDI's Tumor Marker Assays include:

**CA 125II™\* (Ovarian Cancer)** – Used for the quantitative determination of OC 125-defined antigen in serum of women with primary epithelial invasive ovarian cancer, excluding those with cancer of low malignant potential.

**CA 19-9™\* (Pancreatic Cancer)** – Used for the serial measurement of CA 19-9 to aid in the management of patients diagnosed with cancers of the exocrine pancreas.

**CA 15-3®\* (Breast Cancer)** – Used for the quantitative determination of DF3-defined antigen in serum or plasma of patients previously treated for stage II or stage III breast cancer.

**CYFRA 21-1™\***

**CA 72-4®\***

### Other Diagnostic Products:

**FITC Anti-Rabies Monoclonal Globulin** – Used in the direct fluorescent antibody procedure for the *in vitro* detection of rabies in brains and submaxillary glands.

**For more information, call +1.610.240.3800 or visit [www.fdi.com](http://www.fdi.com)**

\* These products are registered in compliance with the European **CE** mark.

+ Not for distribution in the United States.

Fujirebio Diagnostics  
201 Great Valley Parkway  
Malvern, PA 19355

610.240.3800  
610.240.3825 fax  
[www.fdi.com](http://www.fdi.com)